


Features

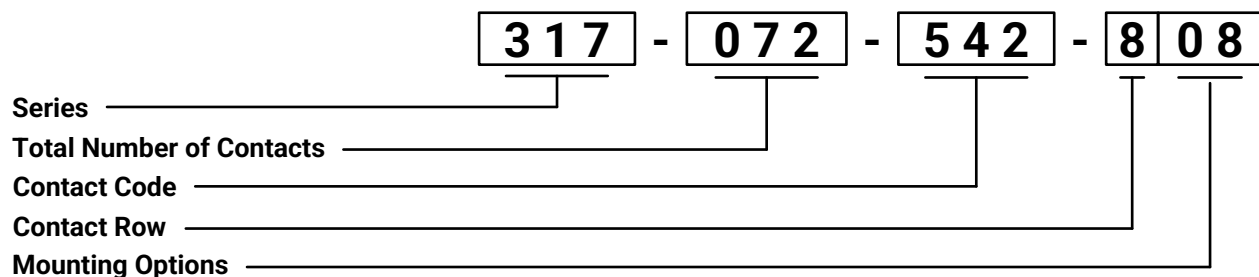
- 0.156" (3.96mm) contact spacing x 0.200" (5.08mm) row spacing
- Accepts 0.062" (1.57mm) nominal thickness P.C. board
- High profile insulator body, 0.720" (18.29mm)
- Wire wrap termination type
- Single or dual row configurations
- Large variety of mounting options
- Accepts between contact and in-contact polarizing keys
- Pre-assembled card guides are available
- RoHS Compliant



Specifications

Insulator Material	Diallyl Phthalate, UL 94V-0
Contact Material	Copper Alloy
Contact Plating	Gold Plating with Nickel underplating all over
Current Rating	5 Amps
Contact Resistance	10 Milliohms maximum
Dielectric Withstanding Voltage	1800 VAC RMS at sea level between adjacent contacts
Insulation Resistance	5000 megaohms minimum
Operating Temperature	-65°C to +125°C
Insertion Force	16 oz (4.45 N) maximum per contact pair when tested with .070" (1.78mm) thick gauge
Withdrawal Force	1 oz (0.28 N) minimum per contact pair when tested with .054" (1.37mm) thick gauge

Example Part Number



*** Please see next page for options

317 SERIES



Card Edge Connectors 0.156" (3.96mm) Pitch

Series	Description		
317	Diallyl Phthalate, Green		
Total Number of Contacts	Description		
006 - 043	Single Row		
012 - 086	Double Row (Even Numbers Only)		
Contact Code	Description	Tail Size	Tail Length (G)
For Single Row	Use Options Below		
541	Wire Wrap (Reads Both Sides of Daughter Board)	.045 Square (1.14 Square)	.750 (19.05)
542	Wire Wrap (Reads One Side of Daughter Board)	.045 Square (1.14 Square)	.750 (19.05)
For Double Row	Use Options Below		
540	Wire Wrap	.045 Square (1.14 Square)	.750 (19.05)
542	Wire Wrap	.045 Square (1.14 Square)	.750 (19.05)
543	Wire Wrap	.045 Square (1.14 Square)	.900 (22.86)
Contact Rows	Description		
6	Single Row Only		
8	Double Row Only		
Mounting Options	Description		
01	No Mounting Lug		
02	Ø.144" (Ø3.66mm) Mounting Holes		
03	Ø.116" (Ø2.95mm) I.D. Floating Eyelets		
04	Ø.156" (Ø3.96mm) Mounting Holes		
07	M3-0.5 Metric Threaded Inserts		
08	#4-40 Unified Threaded Inserts		
78	In-Line Card Guides 2.750" (69.85mm) Long		

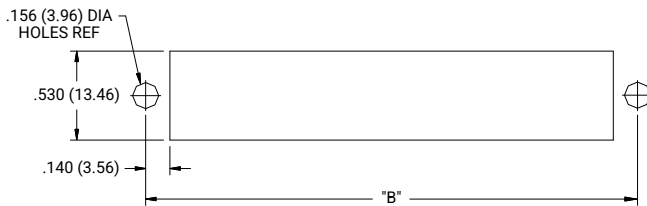
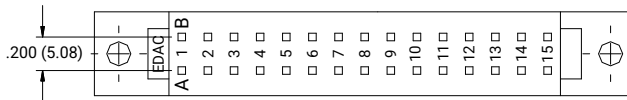
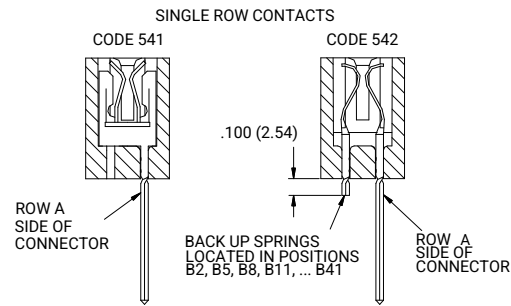
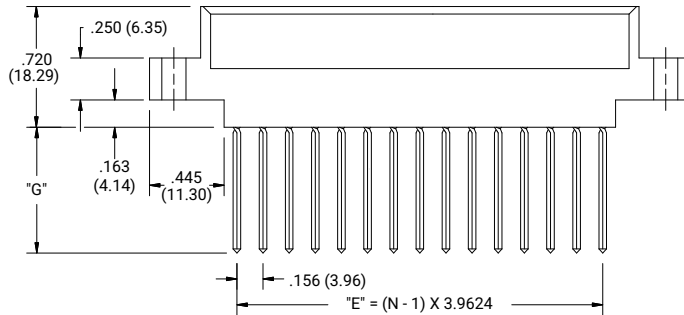
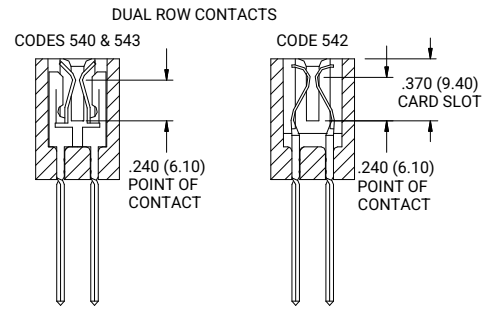
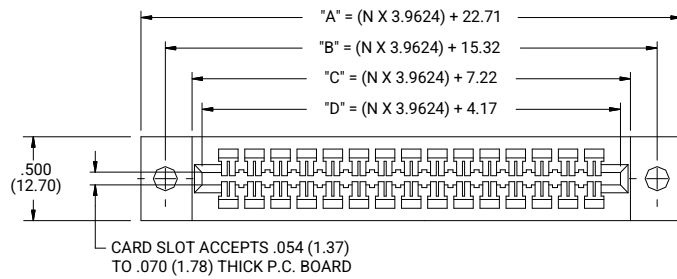
Ordering Notes:

1. All connector sizes up to 43 contacts for single row and up to 86 contacts for double row are available upon request.

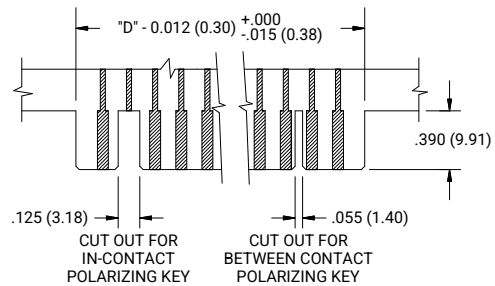
317 SERIES



Card Edge Connectors 0.156" (3.96mm) Pitch



CONNECTOR MOUNTING PATTERN
 PANEL MOUNT CUT OUT



RECOMMENDED DAUGHTER BOARD

Number of Contacts		Dimension A		Dimension B		Dimension C		Dimension D		Dimension E	
Single	Double	Inch	mm	Inch	mm	Inch	mm	Inch	mm	Inch	mm
6	12	1.830	49.48	1.539	39.09	1.220	30.99	1.100	27.94	0.780	19.81
10	20	2.454	62.33	2.163	54.94	1.844	46.84	1.724	43.79	1.404	35.66
15	30	3.234	82.14	2.943	74.75	2.624	66.65	2.504	63.60	2.184	55.47
18	36	3.702	94.03	3.411	86.64	3.092	78.54	2.972	75.49	2.652	67.36
22	44	4.326	109.88	4.035	102.49	3.716	94.39	3.596	91.34	3.276	83.21
25	50	4.794	121.77	4.503	114.38	4.184	106.27	4.064	103.23	3.744	95.10
28	56	5.262	133.65	4.971	126.26	4.652	118.16	4.532	115.11	4.212	106.98
30	60	5.574	141.58	5.283	134.19	4.964	126.09	4.844	123.04	4.524	114.91
36	72	6.510	165.35	6.219	157.96	5.900	149.86	5.780	146.81	5.460	138.68
43	86	7.602	193.09	7.311	185.70	6.992	177.60	6.872	174.55	6.552	166.42

Note: All connector sizes up to 43 contacts for single row and up to 86 contacts for double row are available upon request.

317 SERIES



Card Edge Connectors 0.156" (3.96mm) Pitch

